

Tags Explanation

EDWW - Bremen Radar Profile

Colors EDWW

Color	State	Meaning
	Assumed Transfer initiated	Track is assumed Track is being transferred to the next controller
	Notified Coordinated	Track will enter the active sector (> 15 min) Track will enter the active sector (< 15 min)
	Unconcerned Redundant	Track will not enter active sector Track has been transferred to the next controller but is still inside the active sector
	Urgency	STCA-, MTCD-Alerts, Equipment-Warnings
	Warning	Risk, APW, not confirmed STAR/SID/RWY
	Information	
	Proposition in/out	Outgoing or incoming coordination requests
	Proposition accepted	Accepted coordination requests

Label EDWW

Untagged Label

CALLSIGN GS

AFL ↓ CRC

Item	Name	Description
CALLSIGN	Callsign	--
GS	Groundspeed	--
AFL	Actual Flight Level	--
↓	Descent/Climb Indicator	Only shown when the aircraft is climbing or descending
CRC	Computed Rate of Climb/Descent	Only shown when the aircraft is climbing or descending

Tagged Label

WARNINGS SQI CTL

CALLSIGN WTC GS

AFL ↓ CRC CFL RFL

ADES PEL XFL COP AHDG ASP DMACH DIAS

Item	Name	Description
WARNINGS	Warnings	Any form of Topsky Warnings (e.g. APW, MTCD, STCA, CLAM, RAM)
SQI	Squawk Indicator	Decodes SQUAWK into an abbreviation to indicate certain flight movements
CTL	Cleared to Land Indicator	Only shown when toggled (right-click on AFL in detailed tag)
CALLSIGN	Callsign	
WTC	Wake-Turbulence Category	Only shown when WTC is not Medium
GS	Groundspeed	
AFL	Actual Flight Level	--
↓	Descent/Climb Indicator	Only shown when the aircraft is climbing or descending

CRC	Computed Rate of Climb/Descent	Only shown when the aircraft is climbing or descending
CFL	Cleared Flight Level	Only shown when CFL does not match AFL
RFL	Requested Final Level	Only shown when changed by the previous sector
ADES	Destination Aerodrome	Only shown when toggled in the detailed tag
PEL	Planned Entry Level	Only shown during coordination
XFL	Planned Exit Level	Only shown during coordination
COP	Coordination Point	Only shown during coordination
AHDG	Assigned Heading	Only shown during coordination
ASP	Assigned Speed	Only shown when assigned
DMACH	Downloaded MACH	Actual MACH of the aircraft is flying (based on calculations), only shown when toggled in the detailed tag
DIAS	Downloaded IAS	Actual IAS of the aircraft is flying (based on calculations)

Detailed Label

WARNINGS **SQI** **CTL**
CALLSIGN **WTC** **FR** **SSR** **SI** **GS**
AFL **↓CRC** **CFL** **ARC** **XFL** **RFL**
ADES **COP** **AHDG** **TRACK** **ATYP** **ASP**
AHDG **STAR** **ARWY** **STAND** **DIAS** **DMACH** **RMK**

Item	Name	Meaning	Left-Click	Right-Click
WARNINGS	Warnings	Any form of Topsky Warnings (e.g. APW, MTCD, STCA, CLAM, RAM)		
SQI	Squawk Indicator	Decodes SQUAWK into an abbreviation to indicate certain flight movements		

CTL	Cleared to Land Indicator	Only shown when toggled (right-click on AFL in detailed tag)		
CALLSIGN	Callsign		Open Topsky Callsign Menu	Open Euroscope Handoff Menu
WTC	Wake-Turbulence Category			Assume/Transfer
FR	Flight Rule Indicator		Open Euroscope F-Plan	Open Euroscope F-Plan
SSR	Transmitted SSR	Transmitted Squawk Code	Auto Assign Squawk	Open Squawk Menu
SI	Sector Indicator	IF assumed: shows next stations indicator / 3 minutes prior sector entry shows next frequency All other states: Shows current unit that has track assumed	Open Next Controller Menu	Toggle SI/frequency
GS	Groundspeed			
AFL	Actual Flight Level			Toggle CTL Indicator
↓	Descent/Climb Indicator	Only shown when the aircraft is climbing or descending		
CRC	Computed Rate of Climb/Descent	Only shown when the aircraft is climbing or descending		
CFL	Cleared Flight Level		Open Topsky CFL/PEL Menu	Open Euroscope CFL Menu
ARC	Assigned Vertical Rate		Open Topsky ARC Menu	Open Euroscope ARC Menu
XFL	Planned Exit/Entry Level	Prior sector entry: Planned Entry Level When tracked: Planned Exit Level	Open PEL/XFL Menu	Toggle Altitude Route Prediction
RFL	Requested Final Level		Open Topsky RFL Menu	Open Euroscope RFL Menu

ADES	Destination Aerodrome		Toggle ADES display for tagged label	Open Euroscope F-Plan
COP	Coordination Point	IF assumed: shows exit COP All other states: shows entry COP	Open Topsky Waypoint Menu	Toggle Route Draw
AHDG	Assigned Headings	Only shown during coordination	Open Topsky AHDG Menu	Open Topsky AHDG Menu
TRACK	Current Magnetic Track		Open Topsky AHDG Menu	Open Euroscope AHDG Menu
ATYP	Aircraft Type		Open Communications Menu	Open Topsky F-Plan
ASP	Assigned Speed		Open Topsky ASP Menu	Open Euroscope ASP Menu
AHDG	Assigned Headings	Euroscope Heading Draw available	Open Topsky AHDG Menu	Open Euroscope AHDG Menu
STAR	Planned Arrival Route	Turns green when selected again --> confirmed	Open Euroscope STAR Menu	Open Euroscope STAR Menu
ARWY	Planned Arrival Runway	Turns green when selected again --> confirmed	Open Euroscope RWY Menu	Open Euroscope RWY Menu
STAND	Planned Arrival Stand	Only shown when stand is assigned to aircraft	Open GRP Stand Menu	
DIAS	Downloaded IAS	Actual IAS of the aircraft is flying (based on calculations)		Open GRP Stand Menu
DMACH	Downloaded MACH	Actual MACH of the aircraft is flying (based on calculations), only shown above FL245		Toggle DMACH display
RMK	Scratchpad / Remarks		Edit Scratchpad	Edit Scratchpad

EDYY - Maastricht Radar Profile

Colors EDYY

Color	State	Meaning
	Assumed Transfer initiated	Track is assumed Track is being transferred to the next controller
	Notified Coordinated Redundant	Track will enter the active sector (> 15 min) Track will enter the active sector (< 15 min) Track has been transferred to the next controller but is still inside the active sector
	Unconcerned	Track will not enter active sector
	Urgency Warning	STCA-, MTCD-Alerts, Equipment-Warnings Risk, APW
	Information	
	Proposition in/out	Outgoing or incoming coordination requests
	Proposition accepted	Accepted coordination requests

Label EDYY

Untagged Label

AFL ↓

Item	Name	Description
AFL	Actual Flight Level	--
↓	Descent/Climb Indicator	Only shown when the aircraft is climbing or descending

Tagged Label

WARNINGS RMK

CALLSIGN SI ATYP WTC

AFL ↓ CRC ARC CFL COP

GS ASP XFL ADES

DMACH DIAS DHDG

Item	Name	Description
WARNINGS	Warnings	Any form of Topsky Warnings (e.g. APW, MTCD, STCA, CLAM, RAM)
RMK	Scratchpad / Remarks	Only shown when text is in the scratchpad
CALLSIGN	Callsign	
SI	Sector Indicator	IF assumed: shows next stations indicator / 3 minutes prior sector entry shows next frequency All other states: Shows current unit that has track assumed
ATYP	Aircraft Type	Only shown when toggled in the detailed tag
WTC	Wake-Turbulence Category	Only shown when WTC is not Medium or when toggled in the detailed tag
AFL	Actual Flight Level	
↓	Descent/Climb Indicator	Only shown when the aircraft is climbing or descending
CRC	Computed Rate of Climb/Descent	Only shown when the aircraft is climbing or descending
ARC	Assigned Rate of Climb/Descent	Only shown when assigned
CFL	Cleared Flight Level	Only shown when CFL does not match AFL CFL = PEL when aircraft is prior sector entry
COP	Coordination Point	Only shown during coordination
GS	Groundspeed	
ASP	Assigned Speed	Only shown when assigned

XFL	Planned Exit Level	Only shown during coordination
ADES	Destination Aerodrome	Only shown when toggled in detailed tag (not assumed) or when the tag is assumed
DMACH	Downloaded MACH	Actual MACH of the aircraft is flying (based on calculations), only shown when toggled in the detailed tag
DIAS	Downloaded IAS	Actual IAS of the aircraft is flying (based on calculations), only shown when toggled in the detailed tag
DHDG	Downloaded Heading	Only shown when toggled in the detailed tag

Detailed Tag

WARNINGS **RMK**

CALLSIGN **SSR** **SI** **ATYP** **WTC**

AFL **↓** **CRC** **ARC** **CFL** **XFL** **RFL**

GS **COP** **ASP** **ADES** **RMK**

AHDG **DMACH** **DIAS** **DHDG** **TRACK**








Item	Name	Meaning	Left-Click	Right-Click
WARNINGS	Warnings	Any form of Topsky Warnings (e.g. APW, MTCD, STCA, CLAM, RAM)		
RMK	Scratchpad / Remarks	Only shown when text is in the scratchpad	Edit Scratchpad	Edit Scratchpad
CALLSIGN	Callsign		Open Topsky Callsign Menu	Open Euroscope Handoff Menu
SSR	Transmitted SSR	Transmitted Squawk Code	Auto Assign Squawk	Open Squawk Menu

SI	Sector Indicator	IF assumed: shows next stations indicator / 3 minutes prior sector entry shows next frequency All other states: Shows current unit that has track assumed	Open Next Controller Menu	Assume/Transfer
ATYP	Aircraft Type		Edit Scratchpad	Open Communications Menu
WTC	Wake-Turbulence Category		Open Squawk Menu	Toggle WTC display
AFL	Actual Flight Level		Open Topsky CFL menu	Toggle Route Draw
↓	Descent/Climb Indicator	Only shown when the aircraft is climbing or descending	Open Topsky ARC Menu	
CRC	Computed Rate of Climb/Descent	Only shown when the aircraft is climbing or descending	Open Topsky ARC Menu	
CFL	Cleared Flight Level		Open Topsky CFL Menu	Open Euroscope CFL Menu
ARC	Assigned Rate of Climb/Descent		Open Topsky ARC Menu	
XFL	Planned Exit/Entry Level	Prior sector entry: Planned Entry Level When tracked: Planned Exit Level	Open PEL/XFL Menu	Open Topsky RFL Menu
RFL	Requested Final Level		Open Topsky RFL Menu	Open Euroscope RFL Menu
GS	Groundspeed		Open Topsky ASP Menu	Toggle GS display
COP	Coordination Point	IF assumed: shows exit COP All other states: shows entry COP	Open Topsky Waypoint Menu	Toggle Route Draw
ASP	Assigned Speed		Open Topsky ASP Menu	Open Euroscope ASP Menu
ADES	Destination Aerodrome		Open Euroscope F-Plan	Toggle ADES display
RMK	Scratchpad / Remarks		Edit Scratchpad	

AHDG	Assigned Heading	Euroscope Heading Draw available	Open Topsky AHDG Menu	Open Topsky Waypoint Menu
DMACH	Downloaded MACH	Actual MACH of the aircraft is flying (based on calculations), only shown above FL245		Toggle DMACH display
DIAS	Downloaded IAS	Actual IAS of the aircraft is flying (based on calculations)		Toggle DIAS display
DHDG	Downloaded Heading			Toggle DHDG display
TRACK	Current True Track			

EDUU - Rhein Radar Profile

Colors EDUU

Color	State	Meaning
	Assumed Transfer initiated	Track is assumed Track is being transferred to the next controller
	Notified Coordinated	Track will enter the active sector (> 15 min) Track will enter the active sector (< 15 min)
	Redundant	Track has been transferred to the next controller but is still inside the active sector
	Unconcerned	Track will not enter active sector
	Urgency	STCA-, MTCD-Alerts, Equipment-Warnings
	Warning	Risk, APW, not confirmed STAR/SID/RWY
	Information	

	Proposition in/out	Outgoing or incoming coordination requests
	Proposition accepted	Accepted coordination requests

Label EDUU

Untagged Label

CALLSIGN

AFL ↓ **CRC**

GS

Item	Name	Description
CALLSIGN	Callsign	--
AFL	Actual Flight Level	--
↓	Descent/Climb Indicator	Only shown when the aircraft is climbing or descending
CRC	Computed Rate of Climb/Descent	Only shown when the aircraft is climbing or descending
GS	Groundspeed	

Tagged Label

WARNINGS **RMK**

CALLSIGN **SI** **ATYP** **WTC**

AFL ↓ **CRC** **ARC** **CFL** **COP**

GS **ASP** **NPT** **XFL** **ADES** **PEL**

NSSR **DIAS** **DMACH**

Item	Name	Description
------	------	-------------

WARNINGS	Warnings	Any form of Topsky Warnings (e.g. APW, MTCD, STCA, CLAM, RAM)
RMK	Scratchpad / Remarks	Only shown when text is in the scratchpad
CALLSIGN	Callsign	
SI	Sector Indicator	IF assumed: shows next stations indicator / 3 minutes prior sector entry shows next frequency All other states: Shows current unit that has track assumed
ATYP	Aircraft Type	--
WTC	Wake-Turbulence Category	Only shown when WTC is not Medium
AFL	Actual Flight Level	--
↓	Descent/Climb Indicator	Only shown when the aircraft is climbing or descending
CRC	Computed Rate of Climb/Descent	Only shown when the aircraft is climbing or descending
ARC	Assigned Rate of Climb/Descent	Only shown when assigned
CFL	Cleared Flight Level	Only shown when CFL does not match AFL
COP	Coordination Point	Only shown during coordination
GS	Groundspeed	
ASP	Assigned Speed	Only shown when assigned
NPT	Next Waypoint	
XFL	Planned Exit Level	Only shown when applicable
ADES	Destination Aerodrome	
PEL	Planned Entry Level	Only shown when applicable
NSSR	Assigned SSR Code	Only shown if NSSR is not same as TSSR
DIAS	Downloaded IAS	Actual IAS of the aircraft is flying (based on calculations), only shown when toggled in the detailed tag
DMACH	Downloaded MACH	Actual MACH of the aircraft is flying (based on calculations), only shown when toggled in the detailed tag

Detailed Label

WARNINGS RMK

CALLSIGN SI ATYP WTC +

AFL ↓ CRC ARC CFL COP

GS ASP AHDG XFL ADES PEL

NSSR DIAS DMACH DHDG TRACK

Item	Name	Meaning	Left-Click	Right-Click
WARNINGS	Warnings	Any form of Topsky Warnings (e.g. APW, MTCD, STCA, CLAM, RAM)		
RMK	Scratchpad / Remarks	Only shown when text is in the scratchpad	Edit Scratchpad	Edit Scratchpad
CALLSIGN	Callsign		Open Topsky Callsign Menu	Toggle Route Draw
SI	Sector Indicator	IF assumed: shows next stations indicator / 3 minutes prior sector entry shows next frequency All other states: Shows current unit that has track assumed	Open Next Controller Menu	Assume/Transfer
ATYP	Aircraft Type		Edit Scratchpad	Open Communication Type Menu
WTC	Wake-Turbulence Category		Toggle WTC highlight	Auto Assign Squawk
+	Extended Label Marker		Open Extended Label	
AFL	Actual Flight Level		Open Topsky CFL Menu	Open Topsky RFL Menu
↓	Descent/Climb Indicator	Only shown when the aircraft is climbing or descending		

CRC	Computed Rate of Climb/Descent	Only shown when the aircraft is climbing or descending	Open Topsky ARC Menu	Clear ARC Value
ARC	Assigned Rate of Climb/Descent		Open Topsky ARC Menu	Clear ARC Value
CFL	Cleared Flight Level		Open Topsky CFL/PEL Menu	Open Topsky ARC Menu
COP	Coordination Point		Open Topsky Waypoint Menu	Toggle Route Draw
GS	Groundspeed		Open Topsky ASP Menu	Clear ASP Value
ASP	Assigned Speed	Only shown when assigned	Open Topsky ASP Menu	Clear ASP Value
AHDG	Assigned Heading		Open Topsky AHDG Menu	Open Topsky Waypoint Menu
XFL	Planned Exit Level	Only shown when applicable	Open Euroscope XFL Menu	Open Topsky RFL Menu
ADES	Destination Aerodrome		Open Topsky F-Plan	Auto Assign Squawk
PEL	Planned Entry Level	Only shown when applicable	Open Euroscope PEL Menu	
NSSR	Assigned SSR Code	Only shown if NSSR is not same as TSSR		
DIAS	Downloaded IAS	Actual IAS of the aircraft is flying (based on calculations)	Toggle DIAS	Toggle DIAS
DMACH	Downloaded MACH	Actual MACH of the aircraft is flying (based on calculations), only shown above FL245	Toggle DMACH	Toggle DMACH
DHDG	Downloaded Heading			
TRACK	True Ground Track			

Extended Label

WARNINGS RMK

CALLSIGN SI ATYP WTC +

AFL ↓CRC ARC CFL COP

GS ASP AHDG XFL ADES PEL

NSSR DIAS DMACH DHDG TRACK

TSSR

ADEP ADES ALTN RFL

COMPANY C/S

Item	Name	Meaning	Left-Click	Right-Click
TSSR	Transmitted SSR	Transmitted Squawk Code	Auto Assign Squawk	Open Topsky Squawk Menu
ADEP	Departure Aerodrome			
ADES	Destination Aerodrome			
ALTN	Alternate Aerodrome			
RFL	Requested Final Level		Open Topsky RFL Menu	
COMPANY C/S	Company Callsign			

Revision #13
Created 10 April 2024 15:46:38 by 1395737
Updated 4 May 2024 14:33:56 by 1395737