

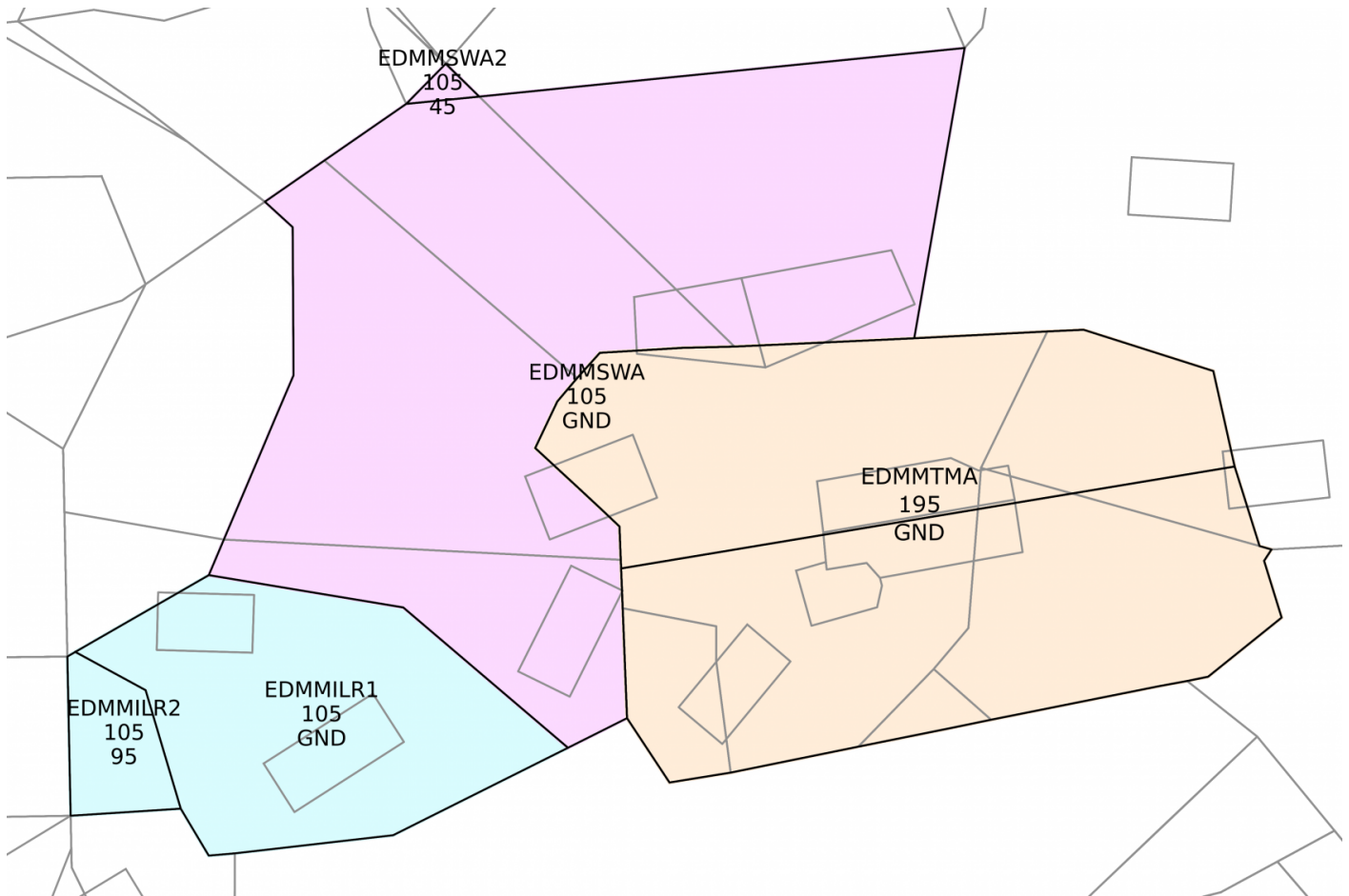
EBG Approach

ILR, SWA, EDDM TMA

- Übersichtskarte EBG Approach
- Einzelsektoren

Übersichtskarte EBG

Approach

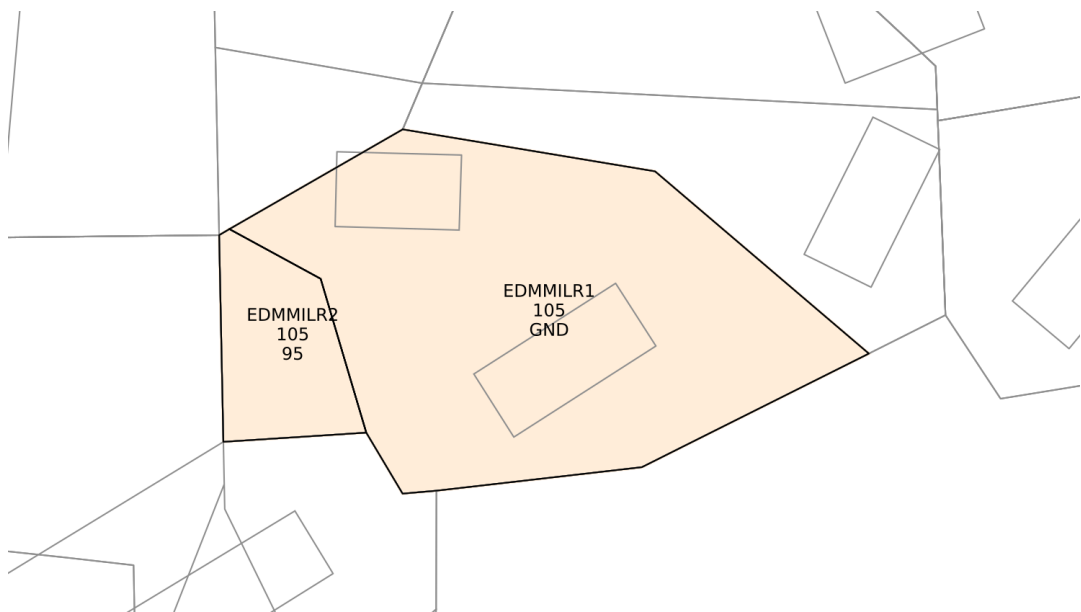


Einzelsektoren

Sektor Iller - ILR

Login	Sector Indicator	Frequency	Callsign	Remark
EDJA_ILR_APP	ILR	129.450	München Radar	--

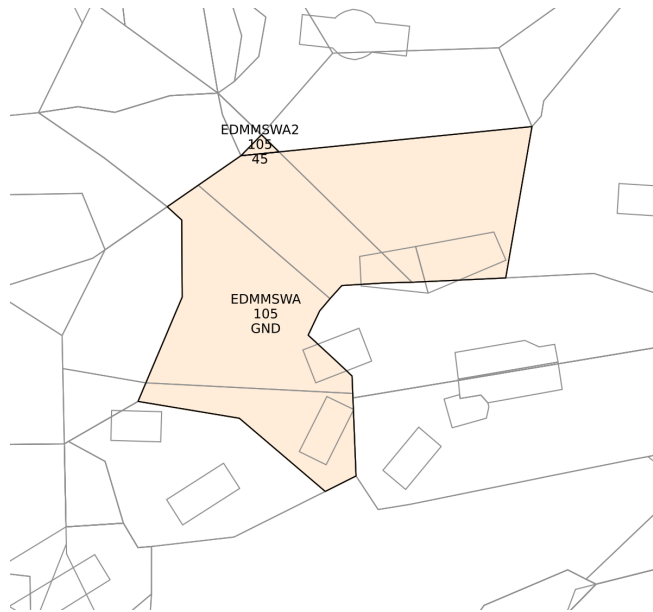
Sektorkarte:



Sektor Schwaben - SWA

Login	Sector Indicator	Frequency	Callsign	Remark
EDMM_SWA_APP	SWA	136.525	München Radar	--

Sektorkarte:



Sektor München TMA

Login	Sector Indicator	Frequency	Callsign	Remark
EDDM_NL_APP	DMNL	123.905	München Radar	Sektor Freising Low
EDDM_SL_APP	DMSL	127.955	München Radar	Sektor Erding Low
EDDM_NH_APP	DMNH	128.030	München Radar	Sektor Freising High
EDDM_SH_APP	DMSH	120.780	München Radar	Sektor Erding High
EDDM_ND_APP	DMNAT	118.830	München Radar	Director North
EDDM_SD_APP	DMSAT	132.305	München Radar	Director South

More details for all München Arrival sectors are available at the [München Airport Arrival SOP](#).

