

# Overview

Traffic at Paderborn/Lippstadt is usually characterized by GA (VFR) traffic and holiday flights, mixed with some scheduled flights.

**Paderborn/Lippstadt is an unrestricted airport** and **part of the S1 minor program**. GND and TWR can be staffed by all controllers with an **S1** rating or higher who have passed the **required moodle courses**. The Paderborn Low sector (APP) can be staffed by all controllers with an **S3** rating or higher.

**Training:** Controllers with an S2 rating can staff APP during their training (active EDLP\_PAL\_APP solo endorsement required).

## Paderborn/Lippstadt ATC Stations

Station	Station ID	Login	Frequency	Remark	Endorsement
ATIS	ALP	EDLP_ATIS	125.730	--	--
Ground	LPG	EDLP_GND	121.930	--	unrestricted: <a href="#">EDLP CBT</a>
Tower	LPT	EDLP_TWR	133.380	--	unrestricted: <a href="#">EDLP CBT</a>
Paderborn Low sector	PADL	EDLP_PAL_APP	125.225	airborne frequency if PADL, HMM, or PADH is staffed	unrestricted: no course

## Quickview

TOWER QUICKSHEET  
PADERBORN/LIPPSTADT AIRPORT (EDLP)  
699 ft

up to date for: AIRAC 2403

Runway 24	↑ climb via SID
Runway 06	

ENROUTE CLEARANCE

5000ft ↑	4X	DOMEG	5W	5000ft
	1X	GISDI	1W	↑ 5000ft
	9X	HMM	8W	5000ft
	1X	TINSA	1W	↑ 5000ft
	1X	WRB	1W	5000ft

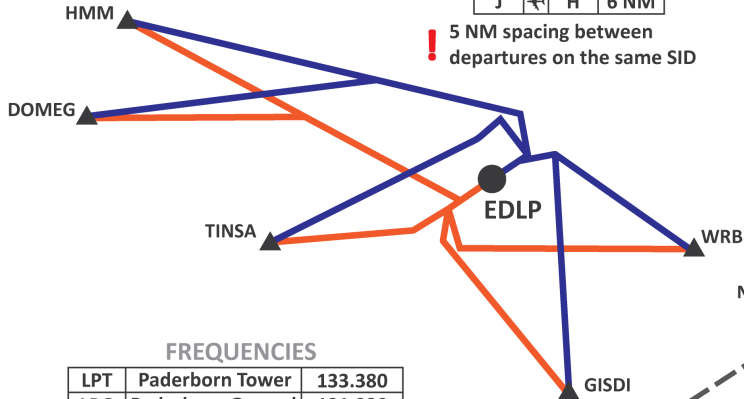
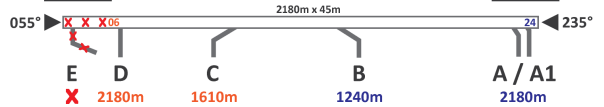
SEPARATION

M	←	L	5 NM
H	←	L	6 NM
H	←	M	5 NM
H	←	H	4 NM
J	←	L	8 NM
J	←	M	7 NM
J	←	H	6 NM

! 5 NM spacing between  
departures on the same SID

ILS (CAT I)
RNP
NDB

ILS (CAT I)
RNP
NDB

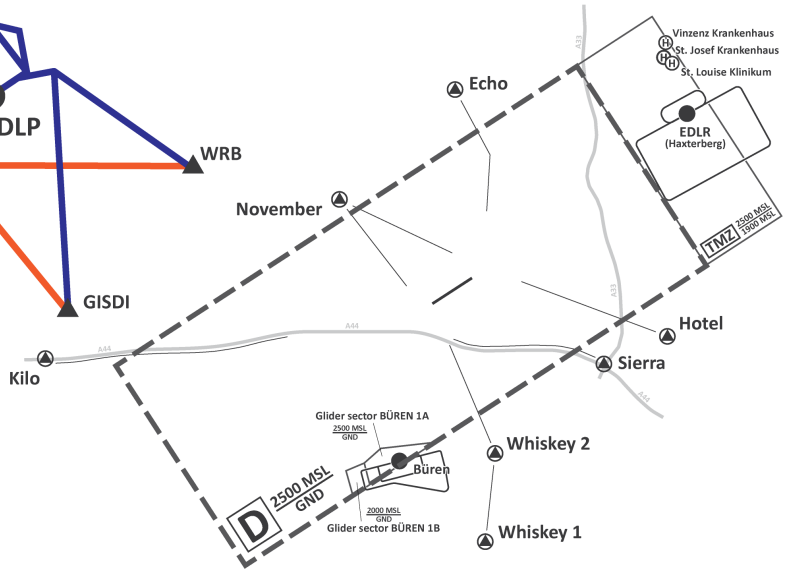


FREQUENCIES

LPT	Paderborn Tower	133.380
LPG	Paderborn Ground	121.930
ALP	ATIS	125.730

HANDOFFS

PADH	Paderborn High	135.650
HMM	Hamm	129.300
PADL	Paderborn Low	125.225



[click on the image to open the printable quicksheet](#)

Revision #16

Created 29 September 2022 18:01:19

Updated 21 April 2024 20:03:01 by 1627359